








I'm not robot  reCAPTCHA




Open

Parallel and Perpendicular Lines

Part I - The following sets of lines are either parallel or perpendicular. Check the correct box for each set of lines.

		
<input type="checkbox"/> parallel <input type="checkbox"/> perpendicular	<input type="checkbox"/> parallel <input type="checkbox"/> perpendicular	<input type="checkbox"/> parallel <input type="checkbox"/> perpendicular
		
<input type="checkbox"/> parallel <input type="checkbox"/> perpendicular	<input type="checkbox"/> parallel <input type="checkbox"/> perpendicular	<input type="checkbox"/> parallel <input type="checkbox"/> perpendicular

Part II - Draw the correct line to complete each set.

		
perpendicular	parallel	perpendicular

Name _____ Date _____
 Learning Target: I can identify parallel and perpendicular lines by labeling.
 Direction: Label the following lines.

Label each pair of lines **perpendicular** or **parallel**.



Kuta Software - Infinite Geometry
 Parallel Lines and Transversals

Name _____

Date _____ Period _____

Identify each pair of angles as corresponding, alternate interior, alternate exterior, or consecutive interior.

